



**GUIDELINES RELATING TO RAIN BARRELS AND RAIN HARVESTING SYSTEMS, SOLAR ENERGY DEVICES, STORM AND ENERGY EFFICIENT SHINGLES, FLAGS  
for  
POST OAK POINTE HOMEOWNERS ASSOCIATION, INC.**

**WHEREAS**, the Board of Directors ("Board") of the Post Oak Pointe Homeowners Association, Inc. ("Association, Inc.") is charged with administering and enforcing those certain covenants, conditions, and restrictions contained in the Declarations for the community ("Declarations"); and

**WHEREAS**, Chapter 202 of the Texas Property Code was amended effective September 1, 2011 to add sections relating to rain barrels and rain harvesting systems, solar energy devices, storm and energy efficient shingles, flags, and religious items; and

**WHEREAS**, the Board desires to adopt guidelines relating to rain barrels and rain harvesting systems, solar energy devices, storm and energy efficient shingles, flags, and religious items consistent with the applicable provisions of Chapter 202 of the Texas Property Code and to provide clear and definitive guidance to owners; and

**NOW, THEREFORE**, the Board has duly adopted the Guidelines set forth below.

**I. Rain Barrels and Rain Harvesting Systems.** Section 202.007 of the Texas Property Code provides that a property owners' Association, Inc. may not enforce a provision in a dedicatory instrument that prohibits or restricts a property Owner from installing rain barrels or a rain harvesting system on the property Owner's Lot. However, Section 202.007 of the Texas Property Code further provides that a property owners' Association, Inc. is not required to permit a rain barrel or rainwater harvesting system to be installed on a Lot in particular circumstances or restricted from regulating rain barrels and rain harvesting devices in specified manners. The following Guidelines shall apply to rain barrels and rain harvesting systems:

- a. **ACC Approval.** In order to confirm the proposed rain barrel or rain harvesting device is in compliance with these Guidelines, Owners are encouraged to apply to the ACC for prior approval. The Association, Inc. may require an Owner to remove a rain barrel or rain harvesting device that does not comply with requirements of these Guidelines.
- b. **Location.** A rain barrel or rain harvesting system is not permitted on a Lot between the front of the residential dwelling on the Lot and an adjacent street
- c. **Color and Display.** A rain barrel or rain harvesting system is not permitted unless the color is consistent with the color scheme of the residential dwelling on the Owner's Lot and/or does not display any language or other content that is not typically displayed by the rain barrel or rain harvesting system as it is manufactured.
- d. **Regulations if Visible.** If a rain barrel or rain harvesting system is located on the side of the residential dwelling on the Lot or at any other location on the Lot that is visible from a street, another Lot, or a common area, the rain barrel or rain harvesting system must comply with the following regulations:
  - (i) Rain Barrel
    - (1) Size: A maximum height of forty-two (42) inches and a maximum capacity of fifty (50) gallons.
    - (2) Type: A rain barrel that has the appearance of an authentic barrel and is either entirely round or has a flat back to fit flush against a wall. A rain barrel must have a manufactured top or cap to prevent or deter the breeding of mosquitoes.
    - (3) Materials: Wood, metal, polyethylene, or plastic resin designed to look like an authentic barrel in brown or other earth tone color.
    - (4) Screening: The rain barrel must be screened with evergreen landscaping to minimize its visibility from a street, another Lot, or a common area, unless otherwise approved in writing by the ACC.

(5) Downspout: The downspout which provides water to the rain barrel must be the same color and material as the gutters on the residential dwelling, if any. Further, the downspout must be vertical and attached to the wall against which the rain barrel is located.

(ii) Rain Harvesting System: A rain harvesting system must collect and store the water underground. The portion of a rain harvesting system that is aboveground must appear to be a landscape or water feature. The aboveground portion of the rain harvesting system shall not extend above the surface of the ground by more than thirty-six (36) inches. The aboveground portion of the rain harvesting system must be screened with evergreen landscaping to minimize visibility from a street, another lot, or a common area, unless otherwise approved in writing by the ACC.

Provided that, the regulations in this Section d shall be applicable only to the extent that they do not prohibit the economic installation of the rain barrel or rain harvesting system on the lot and there is a reasonably sufficient area on the lot in which to install the rain barrel or rain harvesting system.

**II. Solar Energy Devices.** Section 202.010 of the Texas Property Code provides that a property owners' Association, Inc. may not enforce a provision in a dedicatory instrument that prohibits or restricts a property Owner from installing a solar energy device except as otherwise provided therein. As used in Section 202.010 of the Texas Property Code, "solar energy device" has the meaning assigned by Section 171.107 of the Tax Code, which defines the term as "a system or series of mechanisms designed primarily to provide heating or cooling or to produce electrical or mechanical power by collecting and transferring solar generated power." The term includes a mechanical or chemical device that has the ability to store solar-generated energy for use in heating or cooling or in the production of power. The following Guidelines shall apply to solar energy devices:

- a. **ACC Approval.** The installation of a solar energy device requires the prior written approval of the ACC. Provided that, the ACC may not withhold approval if these Guidelines are met or exceeded, unless the ACC determines in writing that placement of the device as proposed constitutes a condition that substantially interferes with the use and enjoyment of land by causing unreasonable discomfort or annoyance to persons of ordinary sensibilities. The written approval of the proposed placement of the device by all Owners of property adjoining the lot in question constitutes prima facie evidence that substantial interference does not exist.
- b. **Location.** A solar energy device is not permitted anywhere on a Lot except on the roof of the residential dwelling or other permitted structure on the Lot or in a fenced yard or patio within the Lot.
- c. **Devices Mounted on a Roof.** A solar energy device mounted on the roof of the residential dwelling or other permitted structure on a lot:
  - (i) shall not extend higher than or beyond the roofline;
  - (ii) shall conform to the slope of the roof and have a top edge that is parallel to the roofline;
  - (iii) shall have frames, support brackets and/or visible piping or wiring that are silver, bronze or black tone, as commonly available in the marketplace; and
  - (iv) shall be located on the roof as designated by the ACC unless an alternate location increases the estimated annual energy production of the device by more than ten percent (10%) above the energy production of the device if located in the area designated by the ACC. For determining estimated annual energy production, the parties shall use a publicly available modeling tool provided by the National Renewable Energy Laboratory.
- d. **Visibility.** A solar energy device located in a fenced yard or patio shall not be taller than or extend above the fence enclosing the yard or patio.
- e. **Warranties.** A solar energy device shall not be installed on a Lot in a manner that voids material warranties.
- f. **Limitations.** A solar energy device is not permitted on a Lot if, as adjudicated by a court, it threatens the public health or safety or violates a law.

**III. Storm and Energy Efficient Shingles.** Section 202.011 of the Texas Property Code provides that a property owners' Association, Inc. may not enforce a provision in a dedicatory instrument that prohibits or restricts a property Owner from installing shingles that:

Are designed to:

- (i) be wind and hail resistant;
  - (ii) provide heating and cooling efficiencies greater than those provided by customary composition shingles; or
  - (iii) provide solar generation capabilities; and
- when installed:
- (iv) resemble the shingles used or otherwise authorized for use on property in the subdivision;
  - (v) are more durable than and are of equal or superior quality to the shingles described below; and
  - (vi) match the aesthetics of the property surrounding the Owner's property.

- a. **ACC Approval.** In order to confirm the proposed shingles, conform to the foregoing Guidelines, Owners are encouraged to apply to the ACC for prior approval. The Association, Inc. may require an Owner to remove shingles that do not comply with these Guidelines.
- b. **Regulations.** When installed, storm and energy efficient shingles must resemble, be more durable than, and be of equal or superior quality to the types of shingles otherwise required or authorized for use where the Lot is located, as required by the applicable sections of the Declaration to the Lot. In addition, the storm or energy efficient shingles must match the aesthetics of the Lots surrounding the Lot in question.

**IV. Flags.** Section 202.011 of the Texas Property Code provides that a property owners' Association, Inc. may not enforce a provision in a dedicatory instrument that prohibits, restricts, or has the effect of prohibiting or restricting a flag of the United States of America, a flag of the State of Texas, or an official or replica flag of any branch of the United States armed forces, except as otherwise provided therein. The following Guidelines shall apply to flagpoles and the three (3) types of flags listed in Section 202.011 of the Texas Property Code:

- a. **ACC Approval.** Aboveground flagpole stands *and/or* footings and illumination must be approved by the ACC. Additionally, in order to confirm a proposed flagpole conforms to the following standards, Owners are encouraged to apply to the ACC for prior approval. The Association, Inc. may require an Owner to remove flagpoles, flagpole footings, or flags that do not comply with these Guidelines.
- b. **Flag of the United States.** The flag of the United States must be displayed in accordance with applicable provisions of 4 U.S.C. Sections 5-10, which address, among other things, the time and occasions for display, the position and manner of display, and respect for the flag.
- c. **Flag of the State of Texas.** The flag of the State of Texas must be displayed in accordance with applicable provisions of Chapter 3100 of the Texas Government Code, which address, among other things, the orientation of the flag on a flagpole or flagstaff, the display of the flag with the flag of the United States, and the display of the flag outdoors.
- d. **Flagpoles.**
  - (i) Not more than one (1) freestanding flagpole or flagpole attached to the residential dwelling or garage (on a permanent or temporary basis) is permitted on a Lot, which may not exceed three (3) inches in diameter, without the approval of the ACC.
  - (ii) A freestanding flagpole shall not exceed twenty (20) feet in height, measured from the ground to the highest point of the flagpole.
  - (iii) A flagpole attached to the residential dwelling or garage shall not exceed six (6) feet in length.
  - (iv) A flagpole, whether freestanding or attached to the residential dwelling or garage, must be constructed of permanent, long-lasting materials with a finish appropriate

to materials used in the construction of the flagpole and harmonious with the residential dwelling on the Lot on which it is located.

- (v) A flagpole shall not be located in an easement or encroach into an easement.
- (vi) A freestanding flagpole shall not be located nearer to a property line of the Lot than the applicable setbacks as either shown on the recorded plat or as set forth in the Declaration. Provided a freestanding flagpole may be located up to ten (10) feet in front of the front building setback line for a Lot, if any above-ground stands *and/or* footings are approved in accordance with Section (a) above.
- (vii) A flagpole must be maintained in good condition; a deteriorated or structurally unsafe flagpole must be repaired, replaced, or removed.
- (viii) An Owner is prohibited from locating a flagpole on property owned or maintained by the Association, Inc.
- (ix) A freestanding flagpole must be installed in accordance with the manufacturer's guidelines and specifications.
- (x) If the footing and/or stand for a freestanding flagpole extends above the surface of the ground, the ACC may require the installation of landscaping to screen the stand and/or footing from view.

e. **Flags.**

- (i) Not more than two (2) of the permitted types of flags shall be displayed on a flagpole at any given time.
- (ii) The maximum dimensions of a displayed flag on a freestanding flagpole that is less than fifteen (15) feet in height or on a flagpole attached to the residential dwelling or garage shall be three (3) feet by five (5) feet.
- (iii) The maximum dimensions of a displayed flag on a freestanding flagpole that is fifteen (15) feet in height or greater is four (4) feet by six (6) feet.
- (iv) A displayed flag must be maintained in good condition; a deteriorated flag must be replaced or removed.


f. **Illumination.** Illumination of a flag is permitted but the lighting must be in-ground and have a maximum of 150 watts, unless otherwise approved by the ACC. High intensity lighting such as mercury vapor, high-pressure sodium, or metal halide is not permitted. The lighting is required to be compatible with exterior lighting within the subdivision and appropriate for a residential neighborhood. Lighting used to illuminate a flag shall be positioned in a manner so that the lighting is not directed toward an adjacent Lot or a street adjacent to the Lot and does not otherwise unreasonably affect an adjacent lot.

g. **Noise.** An external halyard on a flagpole is required to be securely affixed to the flagpole so that it is not moved by the wind and thereby permitted to clang against the flagpole.

In the event any provision in these Guidelines conflicts or is inconsistent with a provision in the Architectural Guidelines and Declaration, the provision in these Guidelines shall control.


**EXECUTED** on the date set forth herein below, to be effective as set forth above.


**Post Oak Pointe Homeowners Association,  
Inc., Inc., a Texas non-profit corporation**

By:   
Nino R. Corbett, President

THE STATE OF TEXAS           §  
  §  
COUNTY OF FORT BEND       §

This instrument was acknowledged before me on March 30 2022 by Nino R. Corbett, President of Post Oak Pointe Homeowners Association, Inc., a Texas non-profit corporation, on behalf of said corporation.



  
Notary Public, State of Texas

**AFTER RECORDING, RETURN TO:**  
Post Oak Property Management  
27101 Westheimer Pkwy  
Katy, TX 77494